

Nokia Wireless Charging Pillow by Fatboy DT-901 User Guide

About your wireless charger

With the Nokia Wireless Charging Pillow by Fatboy DT-901, you can charge your phone or other compatible device without the hassle of untangling charger cables. Just pop your phone on the charging plate, and your phone starts charging.


Parts of the product are magnetic. Metallic materials may be attracted to the product. Do not place credit cards or other magnetic storage media near the product, because info stored on them may be erased.

The surface of this product is nickel-free.

Read this user guide carefully before using the product. Also, read the user guide for the device that you connect to the product.

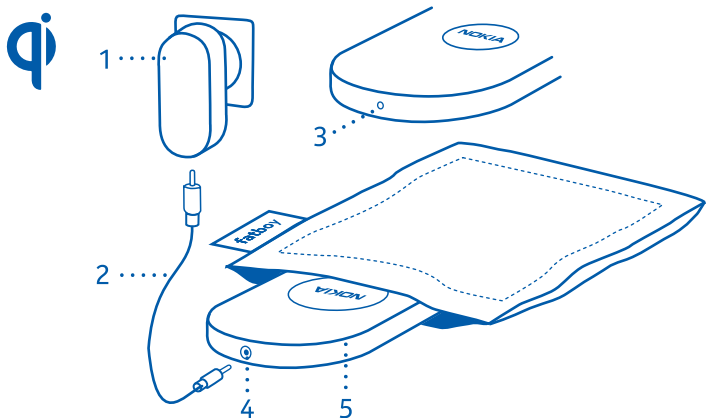
About Qi

Qi is a global standard that makes wireless charging possible for your device. With a Qi-compatible device, you don't need to connect any cables. You just place your device on the charging surface.



Qi works using magnetic induction, and is currently designed for devices that use 5 watts of power or less, such as mobile phones. Qi chargers and devices use the same frequency, so as long as their active areas are touching, all Qi products are compatible, regardless of manufacturer or brand. For more details, see the user guides of both devices.

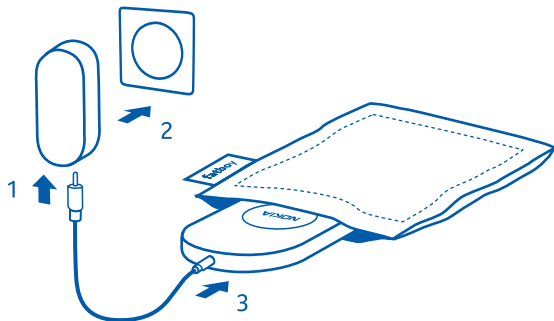
Keys and parts



- 1 Power supply
- 2 Charger cable
- 3 Indicator light
- 4 Power supply connector
- 5 Charging plate with Fatboy® pillow

When the charger is in the pillow, you can't see the indicator light.

Switch the charging plate on or off



Use the charging plate only with the supplied power supply.

Switch on

- 1 Connect the charger cable to the power supply.
- 2 Plug the power supply into a wall outlet.

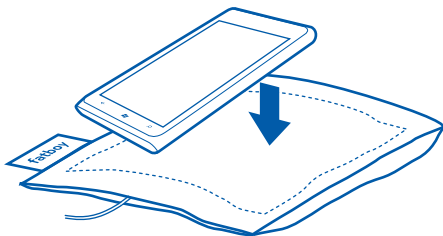
You can keep the plate plugged into the wall outlet even when you're not charging your phone. The plate uses hardly any power when it's not charging.

Switch off

Unplug the charger from the wall outlet.

Charge your device

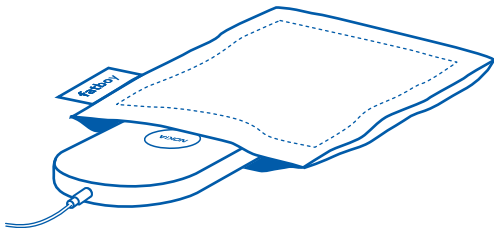
- 1 Make sure that there's nothing on the charging plate.
- 2 Place your phone or other compatible device on the charging plate. When the white indicator light goes off, the battery is fully charged.



It's normal for the plate and phone to get warm, and they may get even warmer if you use your phone to, for example, stream music while charging.

Keep the area around the plate free. If there is something on the plate besides your phone, the phone doesn't charge, and the white indicator light blinks quickly.

Remove or replace the Fatboy® pillow



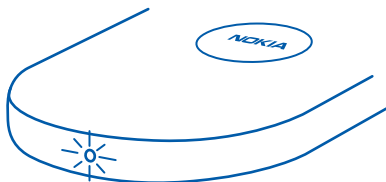
Open the fastening on the short end of the pillow, and pull the charging plate out.

To clean the pillow, use a moist, clean cloth. Do not wash the pillow.

Only use the original Fatboy® pillow with your plate.

Indicator lights

Wonder what the different lights on your charging plate mean?



Continuous light

One long blink

Blinking quickly

Charging

The battery of your phone is already full

Charging problem

If there is a problem with charging:

- Check that no other object is on the plate.
- Make sure the plate doesn't get too hot. If the plate is too warm, take your phone off the plate, and switch the plate off. The plate may switch off automatically if it is too hot. When the plate has cooled down, try charging again.

Find support

When you want to learn more about how to use your device, or if you're unsure how your device should work, read the user guide thoroughly.

If your issue remains unsolved, contact Microsoft Mobile for repair options.

Product and safety information

Take care of your device

Handle your device, charger and accessories with care. The following suggestions help you protect your warranty coverage.

- Keep the device dry. Precipitation, humidity, and all types of liquids or moisture can contain minerals that corrode electronic circuits. If your device gets wet, allow the device to dry.
- Use the charger for intended purposes only. Improper use, or use of incompatible chargers may present a risk of fire, explosion, or other hazard. Never use a damaged charger. Only use the charger indoors.
- Do not attempt to charge a device having a damaged, cracked or open battery case or a device that is not compatible with Qi.
- Do not use or store the device in dusty or dirty areas. Moving parts and electronic components can be damaged.
- Do not store the device in high temperatures. High temperatures can shorten the life of the device, and warp or melt plastics.
- Do not store the device in cold temperatures. When the device warms to its normal temperature, moisture can form inside the device and damage electronic circuits.
- Do not attempt to open the device.

- Unauthorised modifications may damage the device and violate regulations governing radio devices.
- Do not drop, knock, or shake the device. Rough handling can break internal circuit boards and mechanics.
- Only use a soft, clean, dry cloth to clean the surface of the device.

Recycle

Always return your used electronic products, batteries, and packaging materials to dedicated collection points. This way you help prevent uncontrolled waste disposal and promote the recycling of materials.

Crossed-out wheeled-bin symbol



The crossed-out wheeled-bin symbol on your product, battery, literature, or packaging reminds you that all electrical and electronic products, batteries, and accumulators must be taken to separate collection at the end of their working life. This requirement applies in the European Union. Do not dispose of these products as unsorted municipal waste. For more environmental information, see the product Eco profile at www.nokia.com/ecoprofile.

Implanted medical devices

Manufacturers of medical devices recommend a minimum separation of 15.3 centimetres (6 inches) between a wireless device and an implanted medical device, such as a pacemaker or implanted cardioverter defibrillator, to avoid potential interference with the medical device. Persons who have such devices should:

- Always keep the wireless device more than 15.3 centimetres (6 inches) from the medical device.
- Not carry the wireless device in a breast pocket.
- Switch the wireless device off if there is any reason to suspect that interference is taking place.
- Follow the manufacturer directions for the implanted medical device.

If you have any questions about using your wireless device with an implanted medical device, consult your health care provider.

Copyright and other notices

DECLARATION OF CONFORMITY



Hereby, Microsoft Mobile Oy declares that this DT-901 product is in compliance with the essential requirements and other relevant provisions of Directive 2004/108/EC. A copy of the Declaration of Conformity can be found at <http://www.nokia.com/global/declaration>.

TM © 2014 Microsoft Mobile. All rights reserved. Microsoft is a trademark of the Microsoft group of companies. Nokia is a registered trademark of Nokia Corporation. Third party products/names may be TM of respective owner.

Reproduction, transfer, distribution, or storage of part or all of the contents in this document in any form without the prior written permission of Microsoft Mobile is prohibited. Microsoft Mobile operates a policy of continuous development. Microsoft Mobile reserves the right to make changes and improvements to any of the products described in this document without prior notice.

The 'Qi' symbol is a trademark of the Wireless Power Consortium

To the maximum extent permitted by applicable law, under no circumstances shall Microsoft Mobile or any of its licensors be responsible for any loss of data or income or any special, incidental, consequential or indirect damages howsoever caused.

The contents of this document are provided "as is". Except as required by applicable law, no warranties of any kind, either express or implied, including, but not limited to, the implied warranties of merchantability and fitness for a particular purpose, are made in relation to the accuracy, reliability or contents of this document. Microsoft Mobile reserves the right to revise this document or withdraw it at any time without prior notice.

The availability of products may vary by region. For more info, contact your dealer. This device may contain commodities, technology or software subject to export laws and regulations from the US and other countries. Diversion contrary to law is prohibited.

/Issue 1.1 EN